



CESA Active-wheelchair for kids & adolescents

Basic configuration inclusive:

- Footrest
- Adjustable seat depth
- Seat- and back panel
- Wheelbase adjustment
- HOGGI light wheels + brake

Order form incl. Exportprices (€) valid until 31.12.2021, release date 02/2021

Price:

<input type="checkbox"/> Offer	<input type="checkbox"/> Order
Order number / reference	Date
<input type="text"/>	<input type="text"/>
Invoice address	
Company	Customer number
<input type="text"/>	<input type="text"/>
Street	City, Zip code
<input type="text"/>	<input type="text"/>
E-Mail	Telephone
<input type="text"/>	<input type="text"/>
Fax	
<input type="text"/>	
Delivery address	
Company	
<input type="text"/>	
Street	City, Zip code
<input type="text"/>	<input type="text"/>



Basic configuration

- Boxframe-Active wheelchair. Aluminum construction powder coated with growth seat depth
- **3 frame sizes:**
- Size 1: Seat width (SW) 24 - 30 cm in 2 cm steps
- Size 2: Seat width (SW) 26 - 36 cm in 2 cm steps
- Size 3: Seat width (SW) 30 - 44 cm in 2 cm steps
- Convertible to other seat width by part replacement
- Seat height 36 – 49 cm
- Seat angle 0°-12°
- seat frame angle 100°
- Active degree change 1 – 8 cm
- back angle 80 - 105°
- Clothes cover
- **HOGGI** light rear wheels including push rims
- **HOGGI** light wheel locks
- Camber 3°, 6°, 9° or 12°
- Load capacity: 60 kg (size 1), 80 kg (size 2), 100 kg (size 3)

Minimum information (Without this information your order can not be handled.)

Frame colour	<input type="text"/>	(Please see table „frame colours“)
Seat width	<input type="checkbox"/> 24 <input type="checkbox"/> 26 <input type="checkbox"/> 28 <input type="checkbox"/> 30 <input type="checkbox"/> 32 <input type="checkbox"/> 34 <input type="checkbox"/> 36 <input type="checkbox"/> 38 <input type="checkbox"/> 40 <input type="checkbox"/> 42 <input type="checkbox"/> 44	
Camber	<input type="checkbox"/> 3° (3274-1291) <input type="checkbox"/> 6° (3274-1292) <input type="checkbox"/> 9° (3274-1293) <input type="checkbox"/> 12° (3274-1294)	
Seat height	<input type="text"/> (36-46)	Seat angle* <input type="text"/> (0° - 12°)

*Please see attachment of "seat measurements"

Presettings

Seat depth (SD) ¹	<input type="text"/> (24 – 48 cm)	Lower leg length (LLL) ⁴	<input type="text"/> (15 - 46 cm)
Backrest angle ²	<input type="text"/> (80 - 105°)		
Active degree ³	<input type="text"/> (1 - 8 cm)		

¹ Please see table seat depth

² Angle compared to the vertical line

³ Please see drawing "active degree"

⁴ Please see table Lower leg length

At missing specification we will adjust to middle sized measurements

Basic variation

	Order no.	Colour	Description	Qty.
	<input type="checkbox"/> 3220-00SB		CESA size 1 (20")	1 pc.
	<input type="checkbox"/> 3221-00SB		CESA size 2 (22")	1 pc.
	<input type="checkbox"/> 3222-00SB		CESA size 3 (24")	1 pc.
with	<input type="checkbox"/> 3220-21SB	052	Seat panel	01 1 set incl.
or	<input type="checkbox"/> 3220-2199		Without Seat panel	1 set
	<input type="checkbox"/> 3220-2110		Mounting set for custom made seat panel	1 set
with	<input type="checkbox"/> 3220-31SB		Back base "rigid" (back height 20)	02 1 set incl.
or	<input type="checkbox"/> 3220-32SB		Back base "rigid" (back height 25)	1 set incl.
or	<input type="checkbox"/> 3220-33SB		Back base "rigid" (back height 30)	1 set incl.
or	<input type="checkbox"/> 3220-34SB		Back base "rigid" (back height 35)	1 set incl.
or	<input type="checkbox"/> 3220-35SB		Back base "foldable & angle adjustable" (back height 20) (Upcharge)	03 1 set
or	<input type="checkbox"/> 3220-35SB		Back base "foldable & angle adjustable" (back height 25) (Upcharge)	1 set
or	<input type="checkbox"/> 3220-37SB		Back base "foldable & angle adjustable" (back height 30) (Upcharge)	1 set
or	<input type="checkbox"/> 3220-38SB		Back base "foldable & angle adjustable" (back height 35) (Upcharge)	1 set
(back angle 80-105 ° in 5 cm steps)				
with	<input type="checkbox"/> 3220-51SB		Back panel in frame color (back height 20) SW24-36 only	04 1 set incl.
or	<input type="checkbox"/> 3220-52SB		Back panel in frame color (back height 25)	1 set incl.
or	<input type="checkbox"/> 3220-53SB		Back panel in frame color (back height 30)	1 set incl.
or	<input type="checkbox"/> 3220-54SB		Back panel in frame color (back height 35)	1 set incl.
or	<input type="checkbox"/> 3220-56SB		Nylon back cover (back height 25-35*)	05 1 set incl.
or	<input type="checkbox"/> 3220-57SB		Nylon back cover (back height 30-40*)	1 set incl.
or	<input type="checkbox"/> 3220-58SB		Nylon back cover (back height 35-40*)	1 set incl.
* height adjustment only with 3251-2175 or 3261-5102				
or	<input type="checkbox"/> 3220-5199		Without back panel or back cover	1 set
	<input type="checkbox"/> 3220-5110		Mounting set for custom made back panel	1 set
with	<input type="checkbox"/> 3221-48SB		Pipe bracket footrest standard	06 1 set incl.
or	<input type="checkbox"/> 3221-41SB		Footrest system standard, one piece, angle adjustable, fixed	07 1 set incl.
or	<input type="checkbox"/> 3221-43SB		Footrest system, one piece, angle adjustable, foldable* (Upcharge)	08 1 set
or	<input type="checkbox"/> 3221-45SB		Single foot plate footrest system, angle adjustable, foldable* (Upcharge)	09 1 pair
or	<input type="checkbox"/> 3221-46SB		Footrest system, one piece, angle adjustable, for short LLL** (Upcharge)	10 1 set
or	<input type="checkbox"/> 3221-47SB		Footrest system, one piece, angle adjustable, for short LLL** (Upcharge)	1 set
* from SW 28, ** only up to SW 36				
or	<input type="checkbox"/> 3221-40SB		Footrest system, one piece foot plate, fold backwards	11 1 set
	<input type="checkbox"/> 3220-880x	306	Calf strap with upholstery, length according to seat width	12 1 set
	<input type="checkbox"/> 3220-7300		Tie down kit (minimum back rest height 30) *	13 1 set
	<input type="checkbox"/> 3274-7301		Back rest extension (with back panel only)	1 set
	<input type="checkbox"/> 3274-7370	306	Cushion for back rest extension (Upcharge)	1 pc
* Use with back rest extension if there is no support for shoulder and head mounted in the transport vehicle.				
with	<input type="checkbox"/> 3275-52SW		Push-bar	14 1 pc.
or	<input type="checkbox"/> 3275-53SW		Push-handles	15 1 pc
	<input type="checkbox"/> 3251-2175		Teleskopik tubes, plugged into in back tubes for back height adjustment (from BH 25) *	16 1 set
or	<input type="checkbox"/> 3261-5102		Single push handle, plugged into in back tubes (from BH 25)	17 1 set
or	<input type="checkbox"/> 3281-5201		Standard single push handles 90°, size 1	18 1 set
or	<input type="checkbox"/> 3281-5202		Standard single push handles 90°, size 2	1 set
or	<input type="checkbox"/> 3275-5501		One hand push-handle (to seat width 36)	19 1 pc
* only in connection with push-bar, push-handles or one hand push-handle				

Brakes, fender

	Order no.	Colour Description	Qty.
with <input type="checkbox"/>	3275-1700	HOGGI light brake	20 1 set incl.
or <input type="checkbox"/>	3221-1700	Standard brakes CESA	1 set incl.
with <input type="checkbox"/>		Clothes cover	1 set incl.
or <input type="checkbox"/>	3275-160x	Fender (Upcharge)	21 1 set
or <input type="checkbox"/>	3275-169x	Fender with integrated brake system (Upcharge)	22 1 set
with <input type="checkbox"/>	3276-160x	Fender with height adjustable and detachable arm rests (Upcharge)	23 1 set
or <input type="checkbox"/>	3276-169x	Fender with integrated brake system and with height adjustable and detachable arm rests (Upcharge)	24 1 set
with <input type="checkbox"/>	7000-0051	PU-Armrest pads, 235 mm long	1 pair incl.
or <input type="checkbox"/>	7000-0052	PU-Armrest pads, 270 mm long	1 pair incl.
<input type="checkbox"/>	3240-8202	Therapy tray size 2, SW 24 and 26 cm *	25 1 pc
<input type="checkbox"/>	3240-8203	Therapy tray size 3, SW 28, 30 and 32 cm *	1 pc
<input type="checkbox"/>	3240-8204	Therapy tray size 4, SW 34, 36 and 38 cm *	1 pc
<input type="checkbox"/>	3240-8205	Therapy tray size 5, SW 40, 42 and 44 cm *	1 pc

* only in conjunction with arm rests

Aluminium fender

	Order no.	Colour Description	Qty.
with <input type="checkbox"/>	3277-1604	Wheel guards aluminum in frame color, 22-24"	26 1 set
or <input type="checkbox"/>	3278-1604	Wheel guards aluminum in frame color, 22-24" with height adj. and detachable arm rests	27 1 set
or <input type="checkbox"/>	3277-1605	Wheel guards aluminum in frame color, 22-24", wide for 3° camber	1 set
or <input type="checkbox"/>	3278-1605	Wheel guards aluminum in frame color 22-24" with height adj. a. detach. arm rests, wide for 3° camber	1 set
or <input type="checkbox"/>	3277-1694	Wheel guards aluminum in frame color 22-24" with integrated wheel lock levers	28 1 set
or <input type="checkbox"/>	3278-1694	Wheel guards alu. frame color 22-24"with integrated brake system, height adjust. detachable Armrests	29 1 set
or <input type="checkbox"/>	3277-1695	Wheel guards aluminum in frame color 22-24" with integrated wheel lock levers, wide for 3° camber	1 set
or <input type="checkbox"/>	3278-1695	Wheel guards ALU fr-color 22-24"with integ. brake sys., height adjust. detach. Armrests, wide for 3° camber	1 set

Rear wheels

	Order no.	Colour Description	Qty.
with <input type="checkbox"/>	1296-0xxx	Rear wheel HOGGI light	30 1 set incl.
or <input type="checkbox"/>	1297-1xxx	Rear wheel HOGGI light with drum brakes* (Upcharge)	31 1 set
		*in combination with push-bar or push-handles	
with <input type="checkbox"/>	129x-x2xx	20" wheel diameter	1 set incl.
or <input type="checkbox"/>	129x-x3xx	22" wheel diameter	1 set incl.
or <input type="checkbox"/>	129x-x4xx	24" wheel diameter	1 set incl.
with <input type="checkbox"/>	129x-xx1x	Pneumatic tires 1"	1 set incl.
or <input type="checkbox"/>	129x-xx2x	Flat free tires (20x1 3/8", 22x1" and 24x1")	1 set incl.
with <input type="checkbox"/>	129x-xxx0	Without push-rims	
or <input type="checkbox"/>	129x-xxx1	Push rims aluminium anodised, "standard" mounting	32 1 set incl.
or <input type="checkbox"/>	129x-xxx2	Push rims aluminium anodised, "high" mounting	33 1 set incl.
or <input type="checkbox"/>	129x-xxx3	Push rims stainless steel, "standard" mounting (Upcharge)	34 1 set
or <input type="checkbox"/>	129x-xxx4	Push rims stainless steel, "high" mounting (Upcharge)	1 set
with <input type="checkbox"/>		<input type="checkbox"/> Push-rim mounting "narrow"	
or <input type="checkbox"/>		<input type="checkbox"/> Push-rim mounting "wide"	
with <input type="checkbox"/>	1296-4211	Pneumatic wheel 20x1" HOGGI Extra light * (Upcharge)	35 1 set
with <input type="checkbox"/>	1296-4311	Pneumatic wheel 22x1" HOGGI Extra light * (Upcharge)	1 set
or <input type="checkbox"/>	1296-4411	Pneumatic wheel 24x1" HOGGI Extra light * (Upcharge)	1 set

* incl. black alu push-rim

Spoke guards

	Order no.	Colour Description	Qty.
<input type="checkbox"/>	1204-101x	Spoke guard, transparent	36 1 set
<input type="checkbox"/>	1204-101x	Spoke guard, transparent, for drum brakes wheels	1 set
<input type="checkbox"/>	1204-101x	Spoke guard, printed *	37 1 set
<input type="checkbox"/>	1204-101x	Spoke guard, printed, for drum brakes *	1 set

* please enter code of your print design see attachment or brochure "spoke guard"

* printed spoke guards are not available for 20" wheels

Front castors

with/or: Please select only one version!

	Order no.	Colour	Description	Qty.	
with	<input type="checkbox"/> 1250-1002S		Wheel with rubber tire, black 100 x 32 mm *	38	1 set incl.
or	<input type="checkbox"/> 1250-1003S		Wheel with rubber tire, black 125 x 32 mm		1 set incl.
or	<input type="checkbox"/> 1250-1005S		Wheel with rubber tire, black 140 x 40 mm		1 set incl.
or	<input type="checkbox"/> 1249-1005		Skater wheel with LED 100 x 24 mm * (Upcharge)	39	1 set
or	<input type="checkbox"/> 1249-1006		Skater wheel with LED 125 x 24 mm (Upcharge)		1 set
or	<input type="checkbox"/> 1221-1003		PU-wheel with plastic design rim 100 x 34 mm* (Upcharge)	40	1 set
or	<input type="checkbox"/> 1221-1004		PU-wheel with plastic design rim 125 x 34 mm (Upcharge)		1 set

* 100 mm wheels not with camber 3°

Accessories

	Order no.	Colour	Description	Qty.	
	<input type="checkbox"/> 3220-1801		Anti tip, swingaway, assembly left	41	1 pc.
	<input type="checkbox"/> 3220-1802		Anti tip, swingaway, assembly right		1 pc.
	<input type="checkbox"/> 3275-1803		Tip assist left	42	1 pc.
	<input type="checkbox"/> 3275-1804		Tip assist right		1 pc.
	<input type="checkbox"/> 3275-1910		Bumper wheels	43	1 pc.
	<input type="checkbox"/> 1204-101x		Push-rim cover, silicone black fluted	44	1 set
	<input type="checkbox"/> 3222-1xSB		Seat width extension kit of 2 cm, "rigid" back base, back height		1 set
			<input type="checkbox"/> 6 = BH 20, <input type="checkbox"/> 7 = BH 25, <input type="checkbox"/> 8 = BH 30, <input type="checkbox"/> 9 = BH 35		
	<input type="checkbox"/> 3229-1xSB		Seat width extension kit of 2 cm, "foldable" back base, back height		1 set
			<input type="checkbox"/> 6 = BH 20, <input type="checkbox"/> 7 = BH 25, <input type="checkbox"/> 8 = BH 30, <input type="checkbox"/> 9 = BH 35		
	<input type="checkbox"/> 3201-6400		Ankle hugger, size 1	45	1 pair
	<input type="checkbox"/> 3203-6400		Ankle hugger, size 2		1 pair
	<input type="checkbox"/> 3220-6100		Lap belt, black	46	1 pc.
	<input type="checkbox"/> 3220-6702		4-Point lap belt, size S (SW 24 - 30)	47	1 pc.
	<input type="checkbox"/> 3220-6703		4-Point lap belt, size M (SW 28 - 36)		1 pc.
	<input type="checkbox"/> 3220-6704		4-Point lap belt, size L (SW 34 - 42)		1 pc.
	<input type="checkbox"/> 3251-7600		Edge protector for back rest tubes with nylon back cover	48	1 Set

Accessoires for Seat- and Back panel

	Order no.	Colour	Description	Qty.	
	<input type="checkbox"/> 3231-7800	323	Abduction block size 1, swing away, detachable, (9 x 6 x 9 cm)*	49	1 set
	<input type="checkbox"/> 3231-7900	323	Abduction block size 2 swing away, detachable, (11 x 8 x 10 cm)*		1 set
	<input type="checkbox"/> 3233-7800	323	Abduction block size 3 swing away, detachable, (12 x 9 x 10 cm)*		1 set
			* only with seat panel 3220-21SW		
	<input type="checkbox"/> 3220-71SB	306	Seat cushion; 3 cm thick	50	1 pc.
	<input type="checkbox"/> 3276-7100	306	Back cushion for back panel, 2,5 cm thick	51	1 pc.
	<input type="checkbox"/> 3201-3830		Universal headrest bracket (3245-7800 or third-party product) *	52	1 pc.
	<input type="checkbox"/> 3245-7800	306	Headrest with occiput upholstery	53	1 pc.

* starting from backrest height 30 cm

Custom-made

	Order no.	Colour	Description	Qty.	
	<input type="checkbox"/> 3220-80SW	322	Contoured seat cushion with cover, black, SW 24 - 32	54	1 pc.
	<input type="checkbox"/> 3220-80SW	322	Contoured seat cushion with cover, black, SW 34 - 44		1 pc.
	<input type="checkbox"/> SA-0286/2-KP		Abduction block 30 mm height extension kit *		1 set
			* only in combination with abduction block and contoured seat cushion		
	<input type="checkbox"/> SA-0210-MP		Special Frame colour, RAL code only (Upcharge)		1 pc.
	<input type="checkbox"/> SA-0500-MP		Additional coating "silver glitter effect" (Upcharge)		1 pc.
	<input type="checkbox"/> 6999-0014	060	Special Frame colour, Copper Gold (Upcharge)		1 pc.
	<input type="checkbox"/> 6999-0017		Castor forks and camber adapter powder coated according to customer requirements * (no glitter) (Upcharge)		1 set
	<input type="checkbox"/> SA-0279/5-KP		CESA outdoor front end * (Upcharge)		1 pc.
			* additional costs for retrofitting		
	<input type="checkbox"/> SA-0390		Upholstery in special colour *		
			* please enter colour code or upholstery code respectively		
	<input type="checkbox"/> SA-0572-XXS-MP		Aluminum hand rim with plastic anti-slip coating, black, standard mounting * (Upcharge)	55	1 pair
	<input type="checkbox"/> SA-0572-XXH-MP		Aluminum hand rim with plastic anti-slip coating, black, high mounting * (Upcharge)		1 pair
	<input type="checkbox"/> SA-0572-F-MP		Plastic anti-slip coating in custom colour: Pure white (RAL 9010), Silver grey (RAL 7001), Sky blue (RAL 5015), Traffic red (RAL 3020), Pure orange (RAL 2004)* (Upcharge)	56	1 pair

* only in combination with HOGGI light rear wheels

Custom-made

	Order no.	Colour Description		Qty.
<input type="checkbox"/>	SA-008x-MP	GOLZ Rehavolution wheels with integrated push rims		57
<input type="checkbox"/>	SA-0093-MP	Maxgrepp Original cell rubber coated push rims	(Upcharge)	58 1 set
<input type="checkbox"/>	SA-0094-MP	Maxgrepp Ergo Para (closed push rims)	(Upcharge)	59 1 set
<input type="checkbox"/>	SA-0095-MP	Maxgrepp Ergo Para CP (advanced closed push rims)	(Upcharge)	60 1 set
<input type="checkbox"/>	SA-0528-MP	Preparation for electric drive Alber "e-fix"	(Upcharge)	1 set
<input type="checkbox"/>	SA-0528/1-MP	Tie down kit in combination with auxiliary drives	(Upcharge)	1 set
<input type="checkbox"/>	SA-0528/2-MP	Preparation for electric drive Alber "Twion, e-motion"	(Upcharge)	61 1 set
<input type="checkbox"/>	SA-0315/7-MP	Reconstruction CESA for ProActiv One hand drive	(Upcharge)	62
<input type="checkbox"/>	SA-0495-MP	Ball grip for integrated brakes	(Upcharge)	1 set

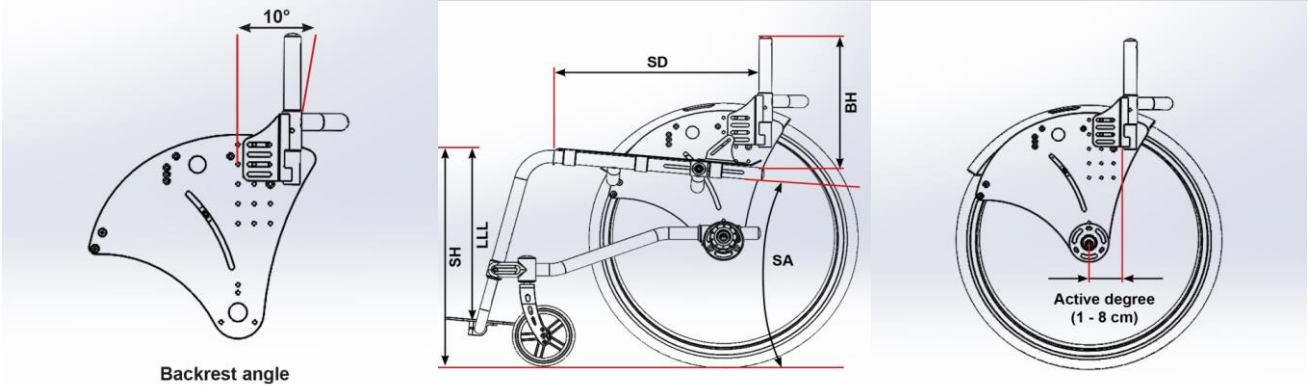
Frame colours

001 Black (RAL 9005)	020 Yellow green (RAL 6018)	028 Pearl violet (RAL 4011)	053 Light green (RAL 6027)
002 Silver	021 Grey aluminium (RAL 9007)	029 Pearl beige (RAL 1035)	054 Ocean blue (RAL 5020)
003 Pearl ruby red (RAL 3032)	022 White (RAL 9003)	032 Black dull matt (RAL 9005)	056 Turquoise blue (RAL 5018)
004 Pearl night blue (RAL 5026)	023 Pure orange (RAL 2004)	039 Signal violet (RAL 4008)	057 Iron sparkling dark light
005 Pearl gentian blue (RAL 5025)	024 Sparkling iron effect	040 Night blue (RAL 5022)	058 Salmon orange (RAL 2012)
017 Traffic yellow (RAL 1023)	025 Signal blue (RAL 5005)	047 Luminous yellow (RAL 1026)	059 Pastel blue (RAL 5024)
018 Flame red (RAL 3000)	026 Vermillion (RAL 2002)	048 Luminous red (RAL 3024)	
019 Skyblue (RAL 5015)	027 Heather violet (RAL 4003)	050 White matt (RAL 9003)	

SA-0500-MP additional coating "silver glitter effect", **Upcharge**

SA-0210-MP Special colours on request (Enter RAL code **Upcharge**

How to measure, active degree and back angle



SH = Seat height **LLL** = Lower leg length **SD** = Seat depth **BH** = Backrest height **SA** = Seat angle

(All measurements are without seat or back rest upholsteries)

Seat height and lower leg length

		CESA Seat height and Lower leg length depending on frame size					
Frame size	SH	Foot rest versions					
		3221-41SB	3221-43SB	3221-45SB	3221-46SB	3221-47SB	3221-40SB
		Footrest system one piece angle adjustable fixed	Footrest system one piece angle adjustable foldable	Footrest system two piece angle adjustable foldable	Footrest system one piece angle adjustable for short LLL	Footrest system one piece angle adjustable for short LLL	Footrest system one piece fold backwards
CESA size 1 (SA 5°)	36	27 - 33	27 - 33	27 - 33	15 - 22	19 - 25	27 - 34
	38	27 - 35	27 - 35	27 - 35	15 - 24	19 - 27	27 - 36
	40	27 - 37	27 - 37	27 - 37	15 - 26	19 - 29	27 - 38
	42	27 - 39	27 - 39	27 - 39	15 - 28	19 - 31	27 - 40
CESA size 2 (SA 5°)	37	30 - 34	30 - 34	30 - 34	19 - 24	23 - 27	30 - 35
	39	30 - 36	30 - 36	30 - 36	19 - 26	23 - 29	30 - 37
	41	30 - 38	30 - 38	30 - 38	19 - 28	23 - 31	30 - 39
	43	30 - 40	30 - 40	30 - 40	19 - 30	23 - 33	30 - 41
	45	30 - 42	30 - 42	30 - 42	19 - 32	23 - 35	30 - 43
CESA size 3 (SA 5°)	41	34 - 40	34 - 40	34 - 40	23 - 28	27 - 32	34 - 41
	43	34 - 42	34 - 42	34 - 42	23 - 30	27 - 34	34 - 43
	45	34 - 44	34 - 44	34 - 44	23 - 32	27 - 36	34 - 45
	47	34 - 44	34 - 44	34 - 44	23 - 34	27 - 38	34 - 45
	49	34 - 46	34 - 46	34 - 46	23 - 36	27 - 40	34 - 47

Seat width, seat depth and active degree

CESA Seat depth range depending on seat width and active degree (AD)													
	AD	Seat width (cm)											
		24	26	28	30	32	34	36	38	40	42	44	
CESA size 1 (SH 38, SA 5°)	1	24-30	24-32	26-34	28-36								
	2	25-30	25-32	26-34	28-36								
	3	26-30	26-32	26-34	28-36								
	4	27-30	27-32	27-34	28-36								
	5	28-30	28-32	28-34	28-36								
	6	29-30	29-32	29-34	29-36								
	7	30-30	30-32	30-34	30-36								
	8		31-32	31-34	31-36								
CESA size 2 (SH 41, SA 5°)	1		26-32	26-34	28-36	30-38	32-40	34-42					
	2		26-32	26-34	28-36	30-38	32-40	34-42					
	3		27-32	27-34	28-36	30-38	32-40	34-42					
	4		28-32	28-34	28-36	30-38	32-40	34-42					
	5		29-32	29-34	29-36	30-38	32-40	34-42					
	6		30-32	30-34	30-36	30-38	32-40	34-42					
	7		31-32	31-34	31-36	31-38	32-40	34-42					
	8		32	32-34	32-36	32-38	32-40	34-42					
CESA size 3 (SH 45, SA 5°)	1				32-36	32-38	32-40	34-42	36-44	38-46	40-48	42-48	
	2				32-36	32-38	32-40	34-42	36-44	38-46	40-48	42-48	
	3				32-36	32-38	32-40	34-42	36-44	38-46	40-48	42-48	
	4				33-36	33-38	33-40	34-42	36-44	38-46	40-48	42-48	
	5				34-36	34-38	34-40	34-42	36-44	38-46	40-48	42-48	
	6				35-36	35-38	35-40	35-42	36-44	38-46	40-48	42-48	
	7				36	36-38	36-40	36-42	36-44	38-46	40-48	42-48	
	8					38	37-40	37-42	37-44	38-46	40-48	42-48	

Upholstery colours

306 and 322 Black checked

- | | | | |
|------------|--------------------------------|------------|----------------------------|
| 321 | Spacer fabric (special colour) | 335 | Turquoise (special colour) |
| 323 | Iron grey (special colour) | 336 | Pink (special colour) |
| 334 | Sand (special colour) | 314 | Red (special colour) |

Spoke guard print design (for detailed images see attachment or brochure "spoke guard")

Colour code			
201	HOGGI blue	205	Train
202	Wonderland	206	Dragon
203	Mouse	207	Circus
204	Water world		



* for detailed images see attachment or brochure "spoke guard"

CONFIGURATIONS // ACCESSORIES // CESA




01 Seat panel



02 Back base, rigid



03 Back base, foldable and angle adjustable



04 Back panel in frame color




05 Nylon back cover



06 Pipe bracket footrest standard



07 Footrest system, one piece



08 Footrest system, foldable



09 Footrest system, two piece



10 Footrest system, one piece, for short LLL



11 One piece foot plate, fold backwards



12 Calf strap with upholstery



13 Tie down kit



14 Push-bar



15 Push-handles



16 Teleskopik tubes



17 Single push handles



18 Single push handles 90°



19 One hand push-handle



20 HOGGI light brake



21 Fender



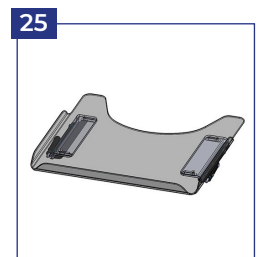
22 Fender with integrated brake system



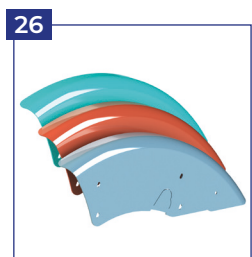
23 Fender with arm rests



24 Fender with arm rests & integrated brake system



25 Therapy tray



26 Aluminium fender



27 Aluminium fender with arm rests



28 Aluminium fender with integr. brake system













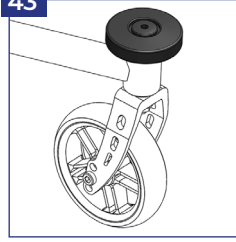



















29 Aluminium fender with brake and arm rests



30 Rear wheel HOGGI light

CONFIGURATIONS // ACCESSORIES // CESA

				
<p>Rear wheel HOGGI light with drum brakes</p>	<p>Push rims aluminium anodised, standard</p>	<p>Push rims aluminium anodised, high</p>	<p>Push rims stainless steel</p>	<p>HOGGI Extra light</p>
				
<p>Spoke guard, transparent</p>	<p>Spoke guard, printed</p>	<p>Wheel with rubber tire</p>	<p>Skater wheel with LED</p>	<p>PU-wheel with plastic design rim</p>
				
<p>Anti tip</p>	<p>Tip assist</p>	<p>Bumper wheels</p>	<p>Push-rim cover</p>	<p>Ankle hugger</p>
				
<p>Lap belt</p>	<p>4-Point lap belt</p>	<p>Edge protector</p>	<p>Abduction block</p>	<p>Seat cushion</p>
				
<p>Back cushion</p>	<p>Universal headrest bracket</p>	<p>Headrest with occiput upholstery</p>	<p>Contoured seat cushion with cover</p>	<p>Aluminum hand rim with plastic anti-slip coating</p>
				
<p>Aluminum hand rim with plastic anti-slip coating</p>	<p>GOLZ Revolution wheels</p>	<p>Maxgrepp Original push rims</p>	<p>Maxgrepp Ergo Para push rims</p>	<p>Maxgrepp Ergo Para CP push rims</p>

CONFIGURATIONS // ACCESSORIES // CESA



Preparation for electric drive „TWION“



Preparation for one-hand drive „ProActive“